



# Handwriting

Aa Bb Cc Dd

Ee Ff Gg Hh

**Macmillan/McGraw-Hill**



*A Division of The McGraw-Hill Companies*

Published by Macmillan/McGraw-Hill, of McGraw-Hill Education, a division of The McGraw-Hill Companies, Inc., Two Penn Plaza, New York, New York 10121.

Copyright © by Macmillan/McGraw-Hill. All rights reserved. The contents, or parts thereof, may be reproduced in print form for non-profit educational use with Macmillan/McGraw-Hill Reading and Language Arts Programs provided such reproductions bear copyright notice, but may not be reproduced in any form for any other purpose without the prior written consent of The McGraw-Hill Companies, Inc., including, but not limited to, network storage or transmission, or broadcast for distance learning.

Printed in the United States of America

ISBN 0-02-244781-4/1M

1 2 3 4 5 6 7 8 9 0 005 06 05 04 03 02 01

## Table of Contents

### UNIT 1

|                                     |    |
|-------------------------------------|----|
| Left-Handed Writers . . . . .       | 4  |
| Right-Handed Writers . . . . .      | 5  |
| The Manuscript Alphabet . . . . .   | 6  |
| Handwriting Lines . . . . .         | 7  |
| Left to Right . . . . .             | 8  |
| Straight and Curved Lines . . . . . | 9  |
| Letter Ii . . . . .                 | 10 |
| Letter Ll . . . . .                 | 11 |
| Letter Tt . . . . .                 | 12 |
| Letter Ff . . . . .                 | 13 |
| End Marks . . . . .                 | 14 |
| Review . . . . .                    | 15 |

### UNIT 2

|                                      |    |
|--------------------------------------|----|
| Circles and Part Circles . . . . .   | 16 |
| Finding Circles in Letters . . . . . | 17 |
| Letter Oo . . . . .                  | 18 |
| Letter Cc . . . . .                  | 19 |
| Letter Dd . . . . .                  | 20 |
| Letter Ee . . . . .                  | 21 |
| Review . . . . .                     | 22 |
| A Story . . . . .                    | 23 |

### UNIT 3

|                       |    |
|-----------------------|----|
| Slant Lines . . . . . | 24 |
| Letter Aa . . . . .   | 25 |
| Letter Vv . . . . .   | 26 |
| Letter Yy . . . . .   | 27 |
| Letter Ww . . . . .   | 28 |
| Letter Nn . . . . .   | 29 |
| Review . . . . .      | 30 |
| Directions . . . . .  | 31 |

### UNIT 4

|                      |    |
|----------------------|----|
| Just Right . . . . . | 32 |
| Letter Gg . . . . .  | 33 |
| Letter Pp . . . . .  | 34 |
| Letter Ss . . . . .  | 35 |
| Letter Mm . . . . .  | 36 |
| Letter Hh . . . . .  | 37 |
| Letter Kk . . . . .  | 38 |
| Letter Rr . . . . .  | 39 |
| Review . . . . .     | 40 |
| Sentences . . . . .  | 41 |

### UNIT 5

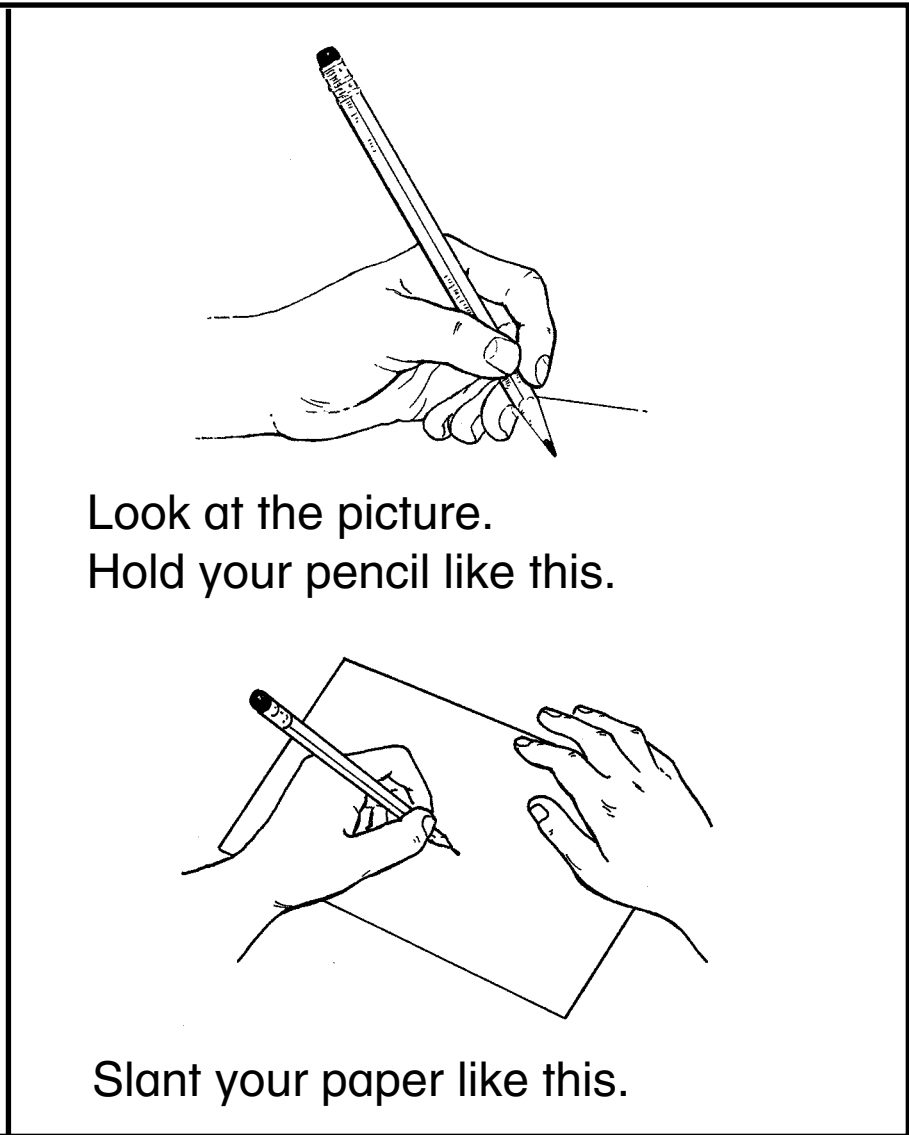

|                          |    |
|--------------------------|----|
| Size and Shape . . . . . | 42 |
| Letter Xx . . . . .      | 43 |
| Letter Uu . . . . .      | 44 |
| Letter Qq . . . . .      | 45 |
| Numbers . . . . .        | 46 |
| More Numbers . . . . .   | 47 |
| A Rhyme . . . . .        | 48 |
| Review . . . . .         | 50 |
| A Story . . . . .        | 51 |

### UNIT 6

|                                |    |
|--------------------------------|----|
| Staying on the Lines . . . . . | 52 |
| Letter Bb . . . . .            | 53 |
| Letter Zz . . . . .            | 54 |
| Letter Jj . . . . .            | 55 |
| Review . . . . .               | 56 |
| A Book Report . . . . .        | 57 |
| Favorite Words . . . . .       | 58 |
| More Favorite Words . . . . .  | 59 |
| Write a Story . . . . .        | 60 |
| Days of the Week . . . . .     | 61 |
| Months of the Year . . . . .   | 62 |

Name \_\_\_\_\_

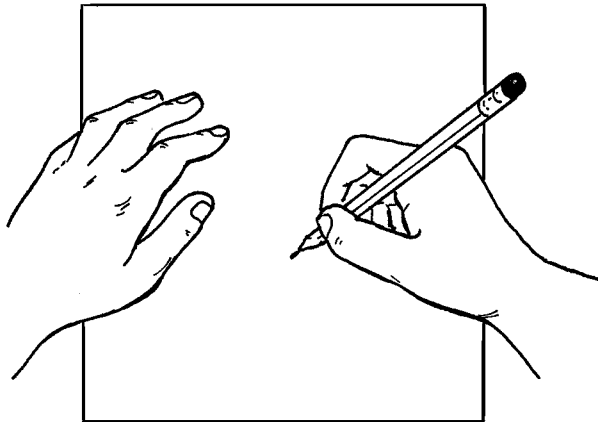

## Left-Handed Writers



Name \_\_\_\_\_

## Right-Handed Writers

Look at the picture.  
Hold your pencil like this.




Hold your paper like this.

Sit tall.



Name \_\_\_\_\_

## The Manuscript Alphabet





© Macmillan/McGraw-Hill

**Directions:** These are the capital and small letters of the alphabet. The arrows show how to write each letter. Point to each pair of letters and name it. Then trace the letters of your name with your finger.

Name \_\_\_\_\_



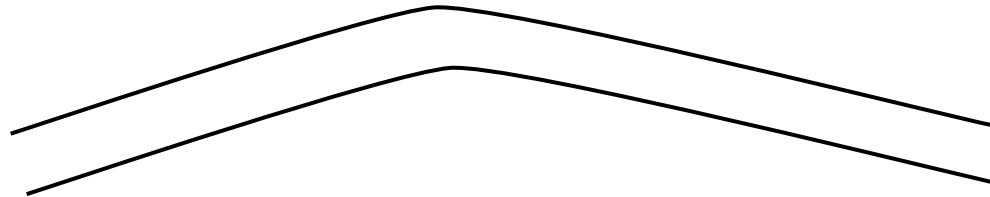


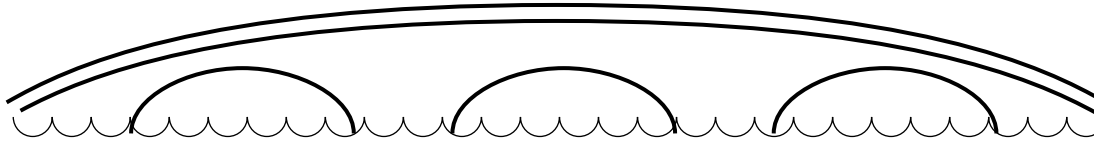


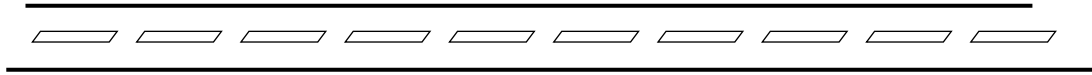

# Handwriting Lines



**Directions:** Where are the ladybugs? Draw a line around the ladybugs on the top line. Color the ladybugs on the middle line orange. Draw an X on the ladybugs on the bottom line.

Name \_\_\_\_\_

# Left to Right






Name \_\_\_\_\_

# Straight and Curved Lines

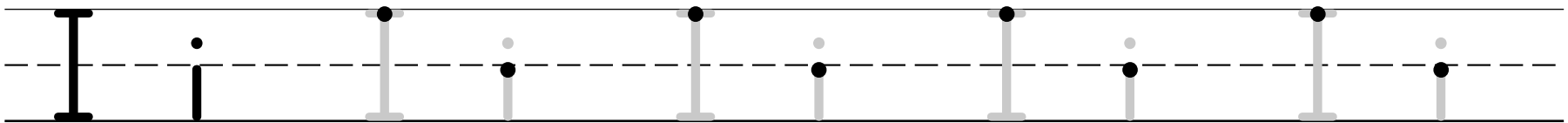
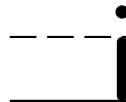
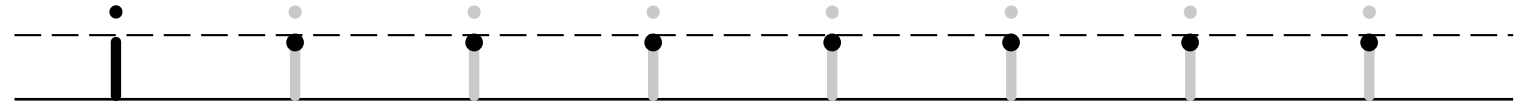
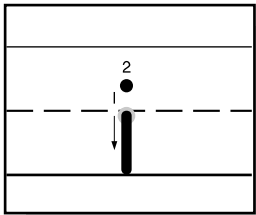
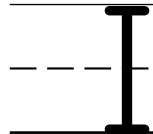
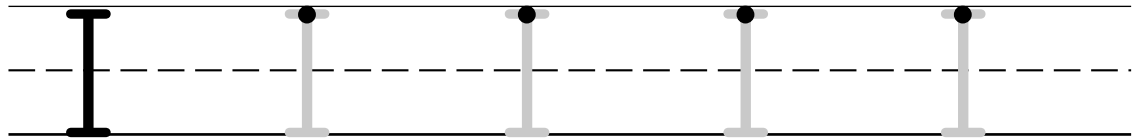

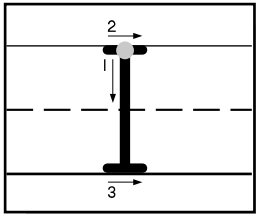
Tracing practice lines consisting of three rows of three-line guides (top, middle dashed, bottom). The first row contains seven vertical straight lines. The second row contains seven horizontal straight lines. The third row contains seven curved lines that start at the bottom line, go up to the top line, and curve back down to the bottom line.

© Macmillan/McGraw-Hill




**Directions:** Trace the lines.

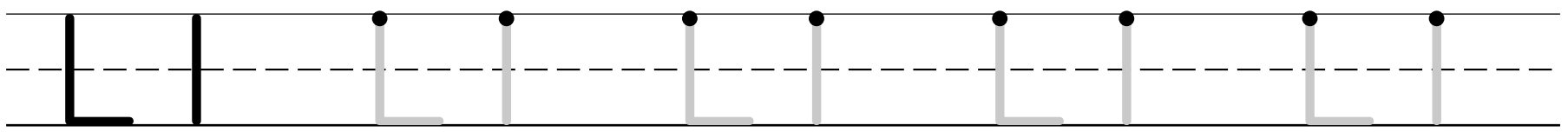
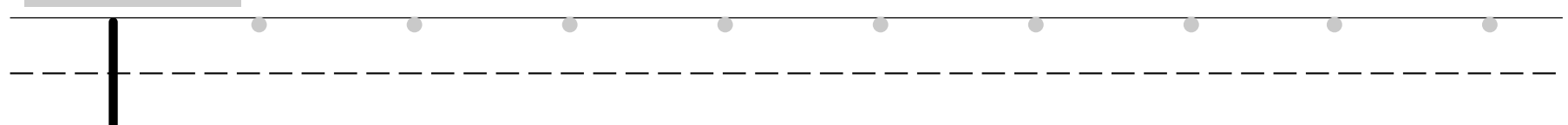
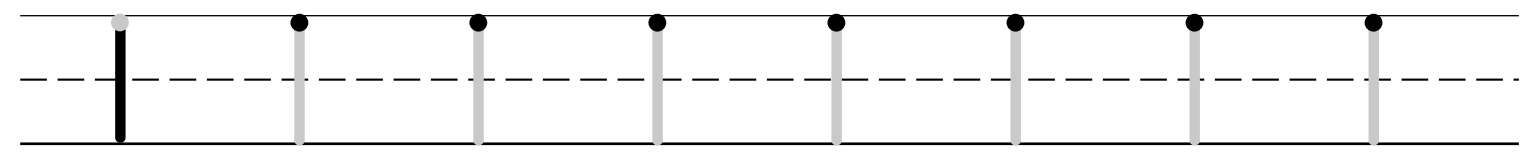
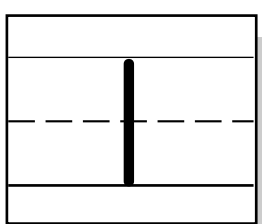
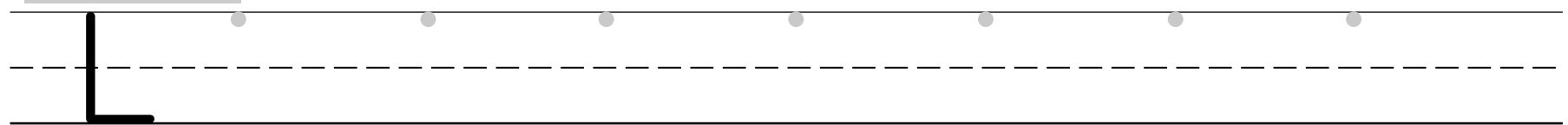
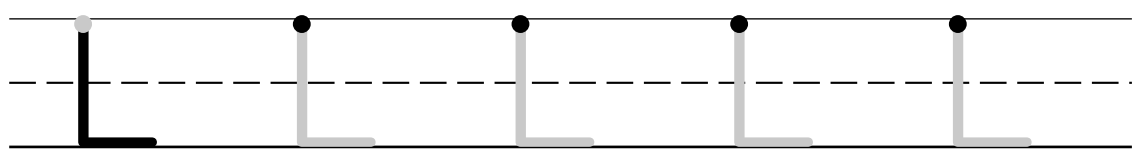

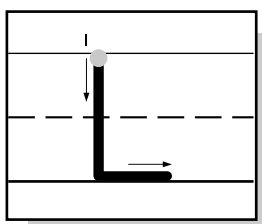
Name \_\_\_\_\_




Ivan is in. Ida is in.



Name \_\_\_\_\_



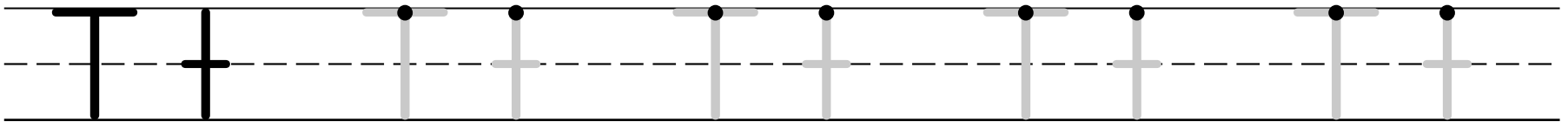
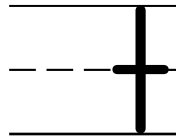
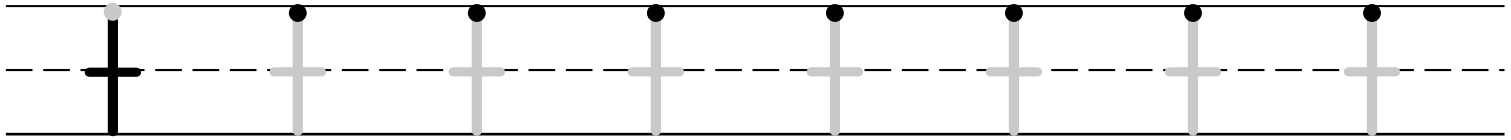
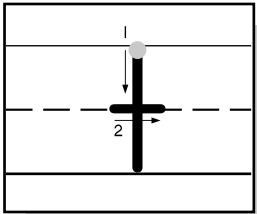
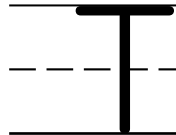
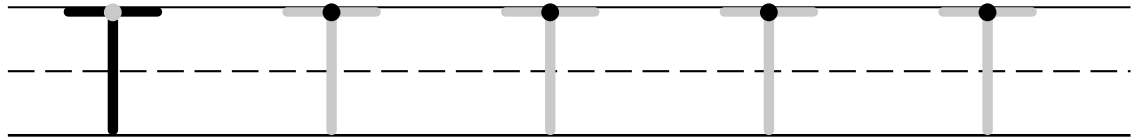
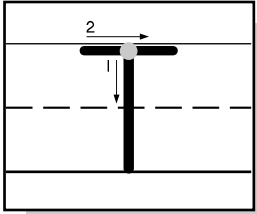
Lily looks. Luke looks.



© Macmillan/McGraw-Hill

Directions: Trace and write L and l.

Name \_\_\_\_\_

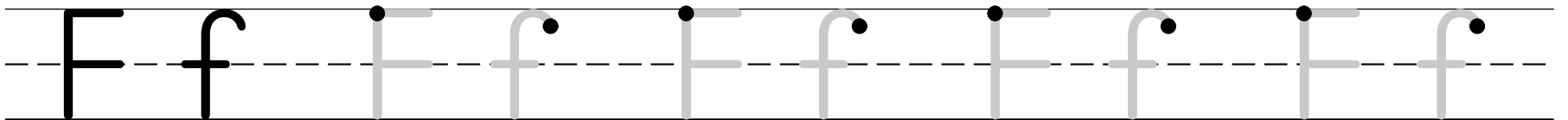
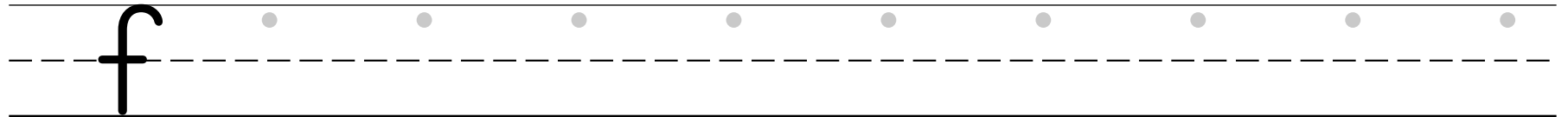
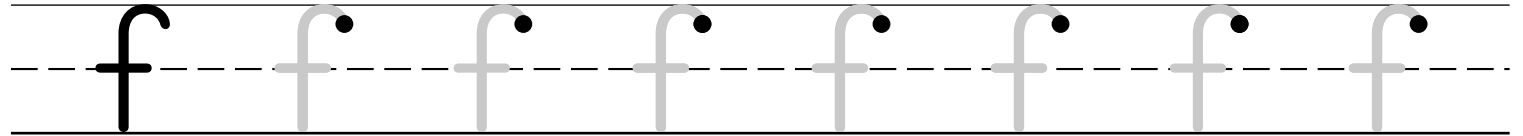
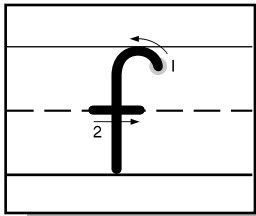
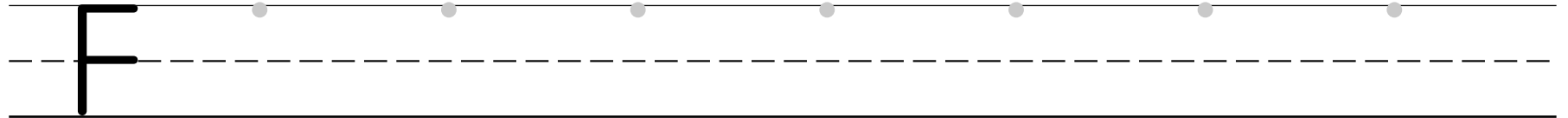
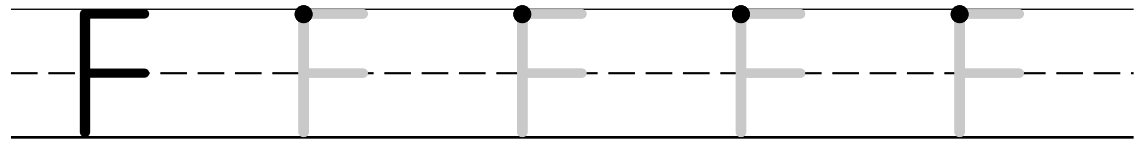

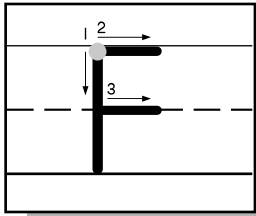


Jim tells. I am tells.



© Macmillan/McGraw-Hill

Name \_\_\_\_\_



Fran finds five fans.




Name \_\_\_\_\_


## End Marks

? ? ? ? ? . . . . .

! ! ! ! ! . . . . .

Where is the  ?

Nan is on the  .

What a  !

© Macmillan/McGraw-Hill

Name \_\_\_\_\_

Circle your best letters.



## Review

I i i i i i

L l l l l l

T t t t t t

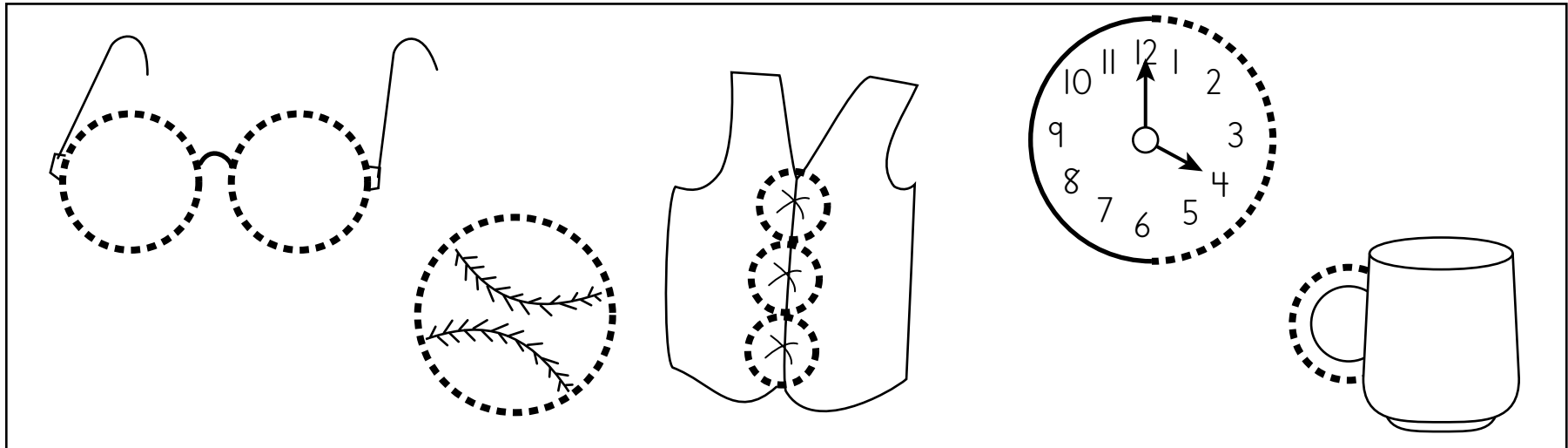
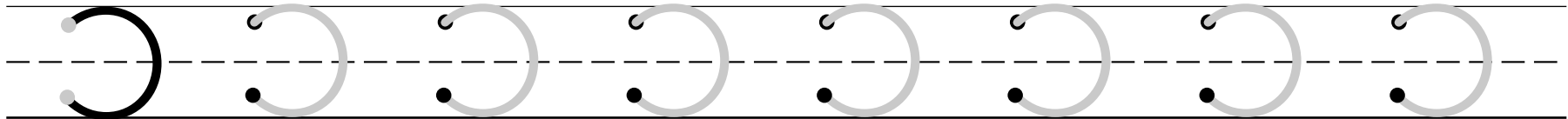
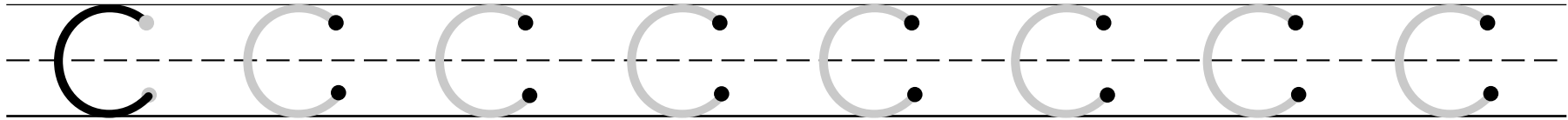
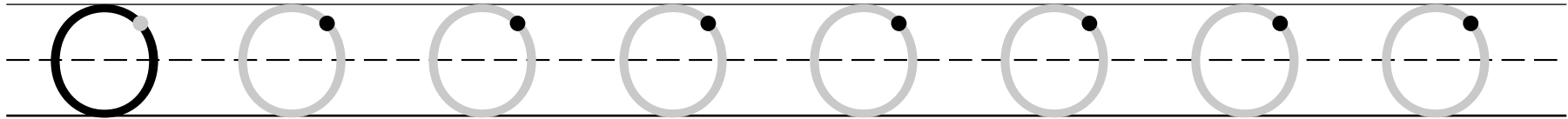
F f f f f f

ike fit Flora lit

ke ora

Name \_\_\_\_\_

## Circles and Part Circles



© Macmillan/McGraw-Hill



Name \_\_\_\_\_

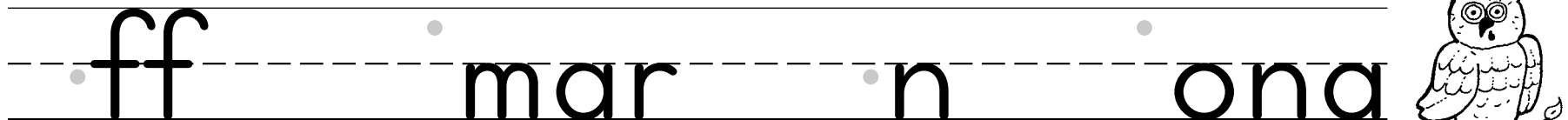
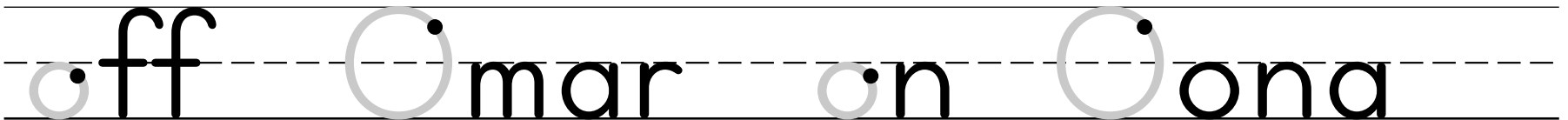
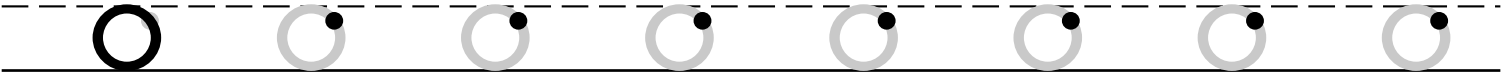
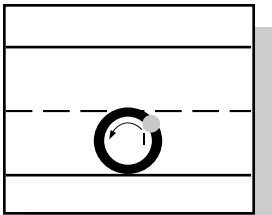
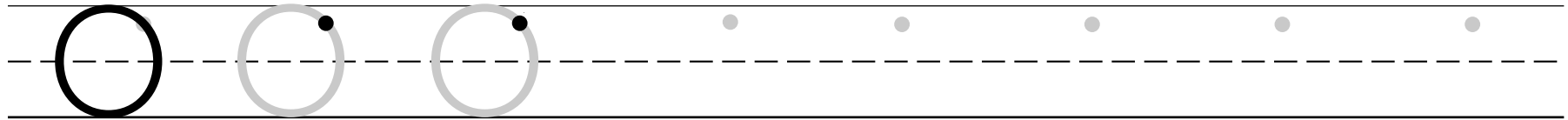
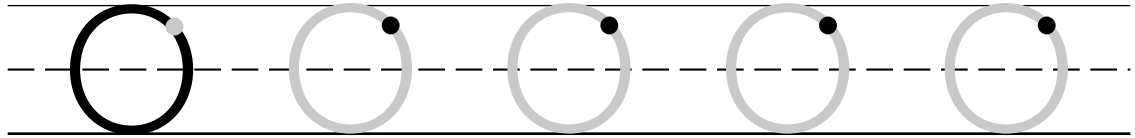
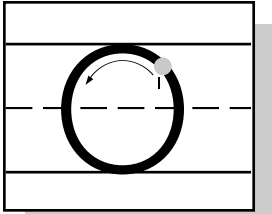
## Finding Circles in Letters

|   |   |   |   |   |   |
|---|---|---|---|---|---|
| O | Q | L | Y | O | M |
| C | X | C | E | G | H |
| c | r | m | d | l | a |
| o | b | v | t | k | p |
| c | s | n | e | g | f |
| o | K | D | W | D | V |

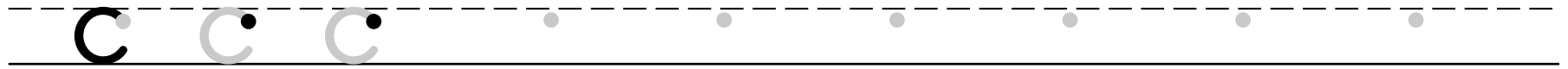

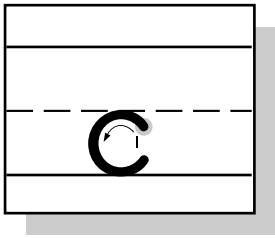
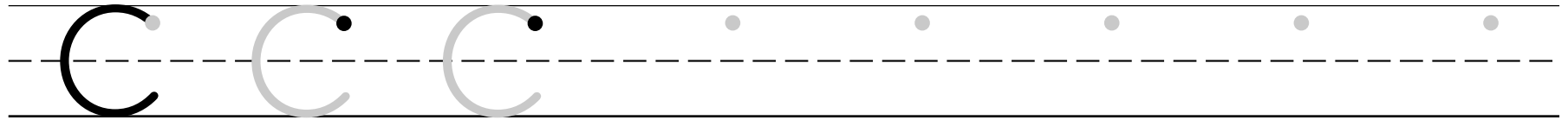
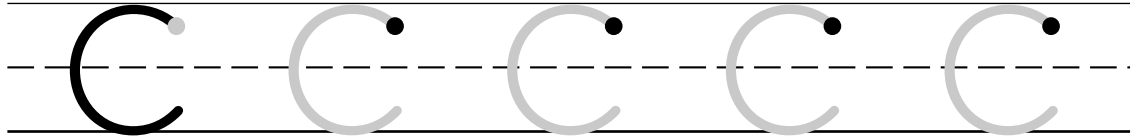

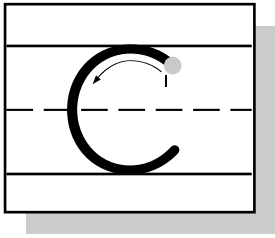
© Macmillan/McGraw-Hill

**Directions:** Trace over the line at the beginning of each row. Then draw a circle around the letter or letters that have that line.

Name \_\_\_\_\_




Name \_\_\_\_\_

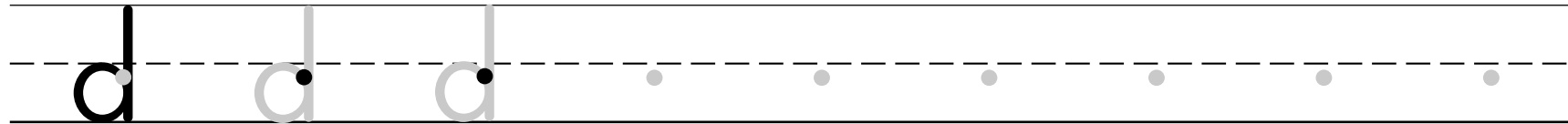
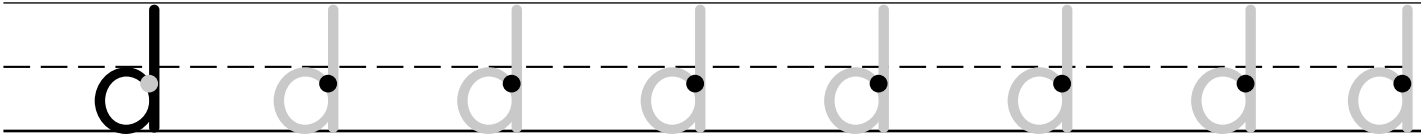
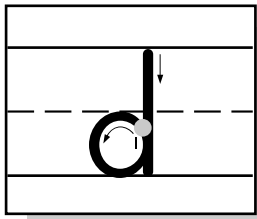
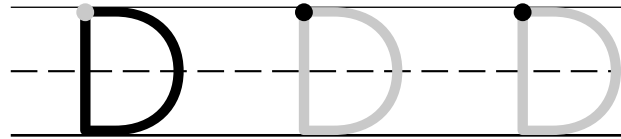
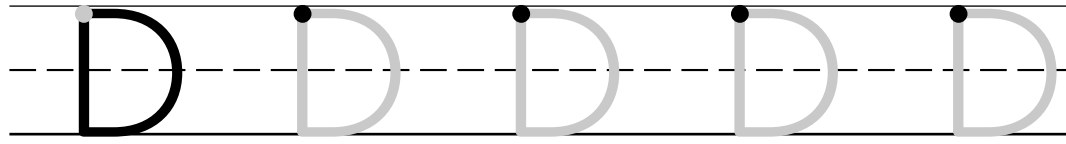

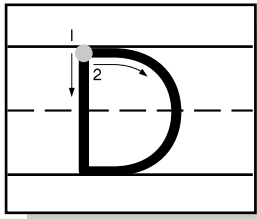


Cass can call Cal.

ass an all al.

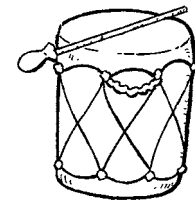


Name \_\_\_\_\_


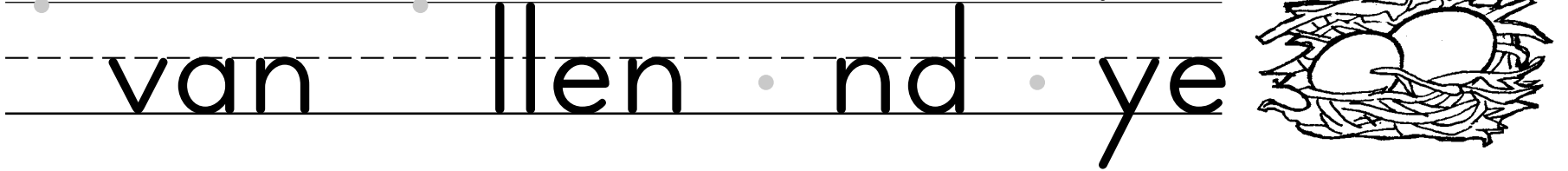
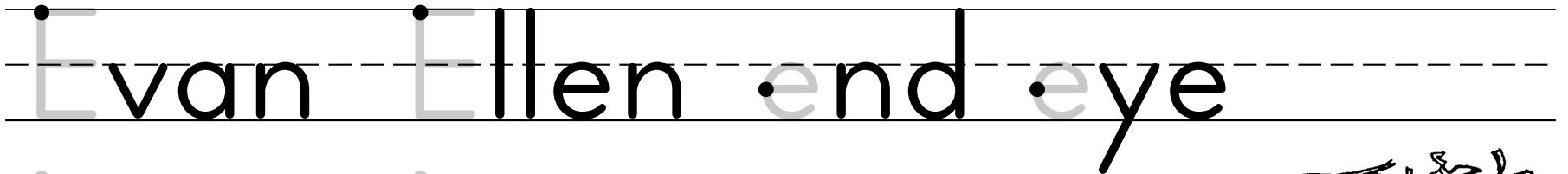
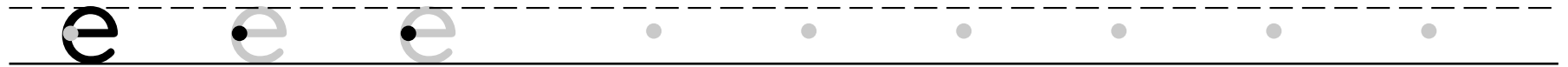

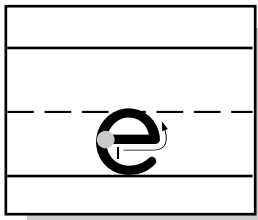
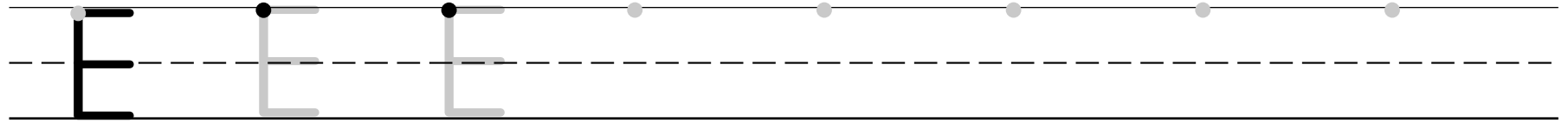
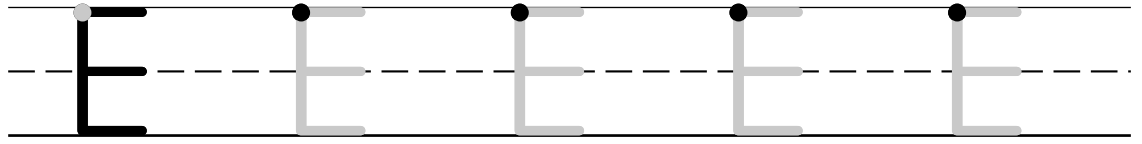

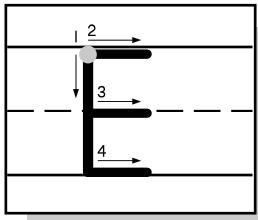


Dena Dan deck dig

ena an eck ig



Name \_\_\_\_\_



Name \_\_\_\_\_

# Review

Circle your best letters.



O O . . o o . .

C C . . c c . .

D D . . d d . .

E E . . e e . .

Otto cold Dad Ellie

Name \_\_\_\_\_

## A Story

I


let

did

to

Ted

\_\_\_\_\_ went \_\_\_\_\_ the zoo with \_\_\_\_\_.

We saw a . We saw

a . A  looked at us.

We \_\_\_\_\_ have fun.

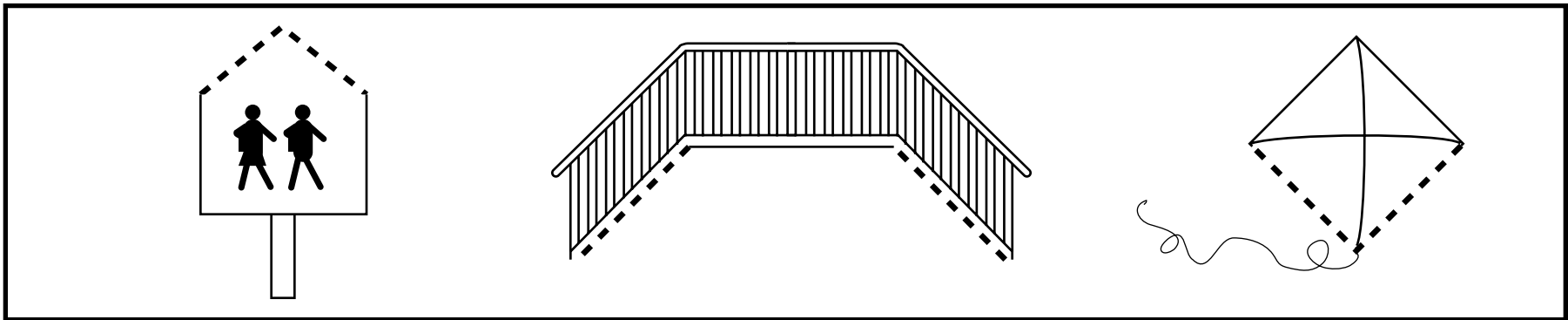
Please \_\_\_\_\_ us go again!

**Directions:** Complete the story. Use words from the box.  
Read your story to a friend.

Name \_\_\_\_\_

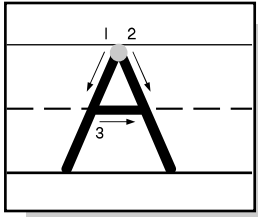
# Slant Lines

Handwriting practice lines for slant lines. Each row consists of a solid top line, a dashed middle line, and a solid bottom line. The first row contains five slanted lines sloping down from left to right, each starting with a dot on the top line and ending with a dot on the bottom line. The second row contains five slanted lines sloping up from left to right, each starting with a dot on the bottom line and ending with a dot on the top line. The third row contains five slanted lines sloping down from left to right, each starting with a dot on the top line and ending with a dot on the bottom line. The fourth row contains five slanted lines sloping up from left to right, each starting with a dot on the bottom line and ending with a dot on the top line.



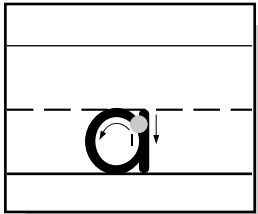


Name \_\_\_\_\_



A A A A A

A A A



a a a a a a a a

a a a . . . . .

Alex and Amy

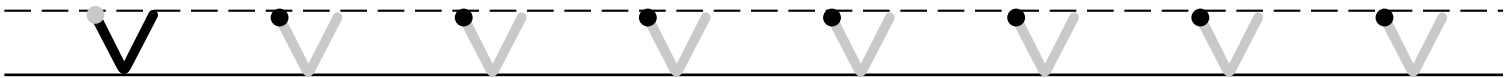
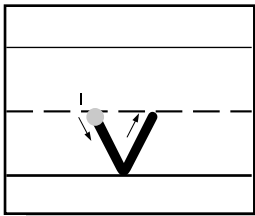
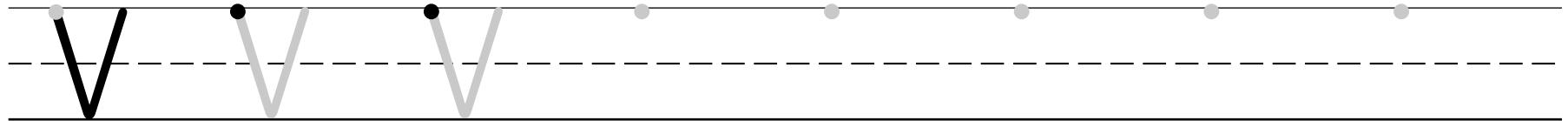
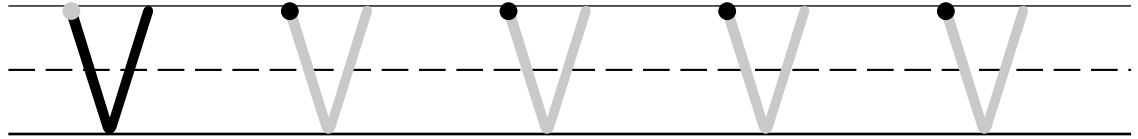

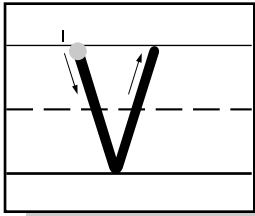
lex nd my



© Macmillan/McGraw-Hill

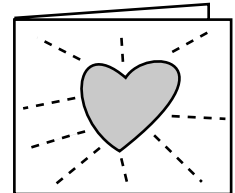
Directions: Trace and write A and a.

Name \_\_\_\_\_

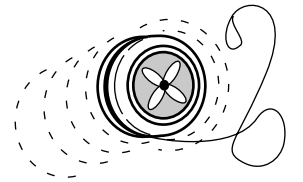
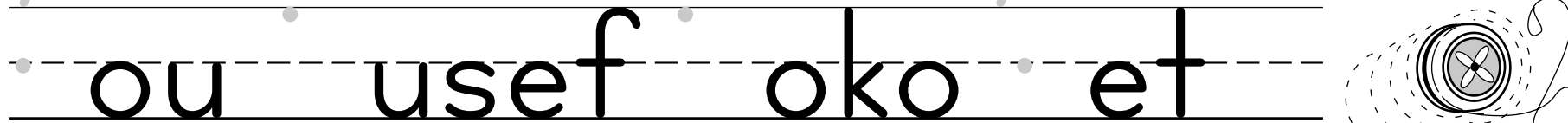
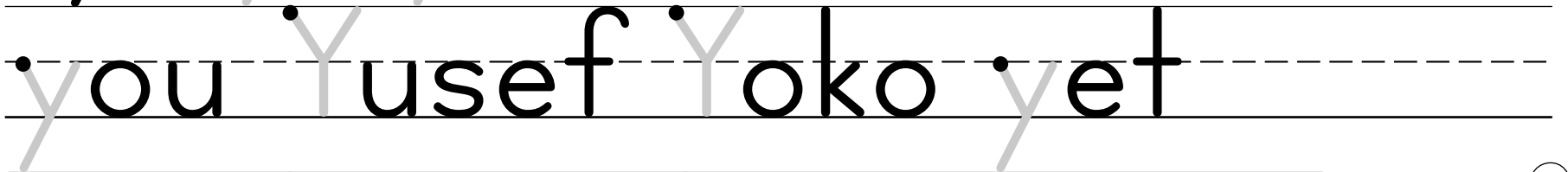
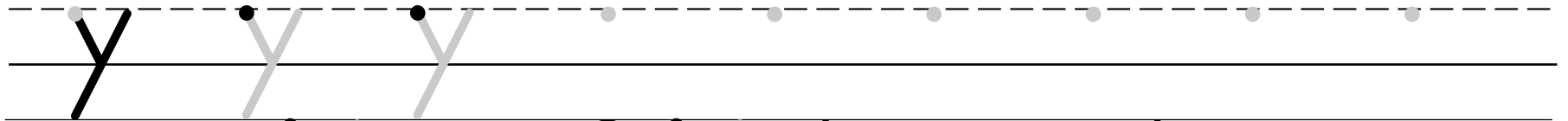
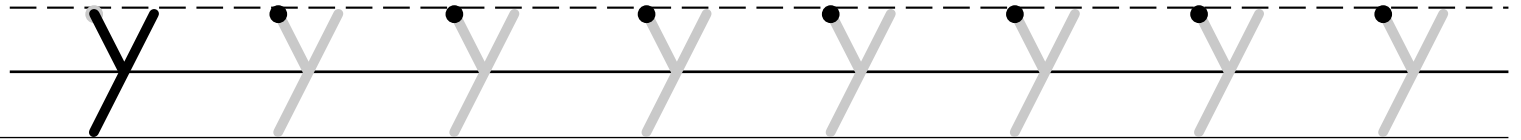
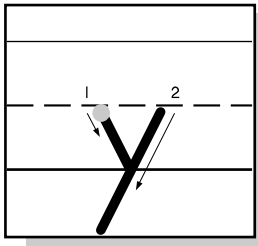
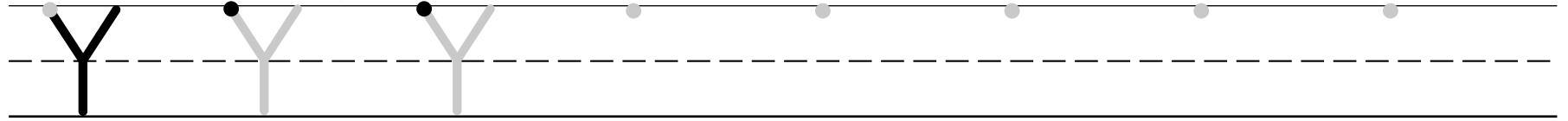
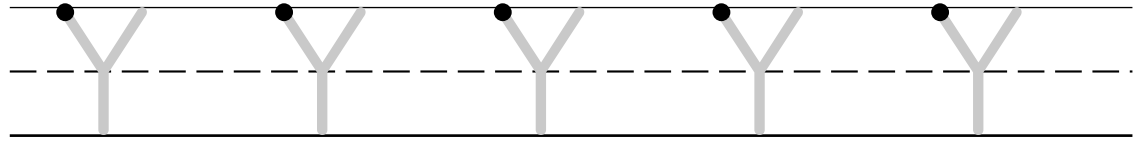
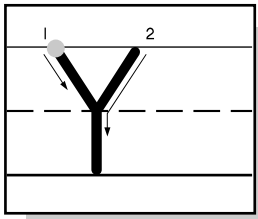


very vera van victor

ery era an ictor




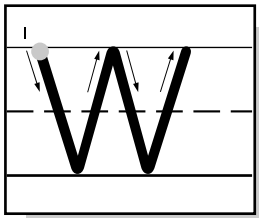
Name \_\_\_\_\_



© Macmillan/McGraw-Hill

Directions: Trace and write Y and y.

Name \_\_\_\_\_



W

W

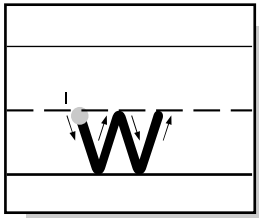
W

W

W

W

W



w

w

w

w

w

w

w

w

w

w

w

.

.

.

.

.

.

wish

Wyn

Wanda

wig


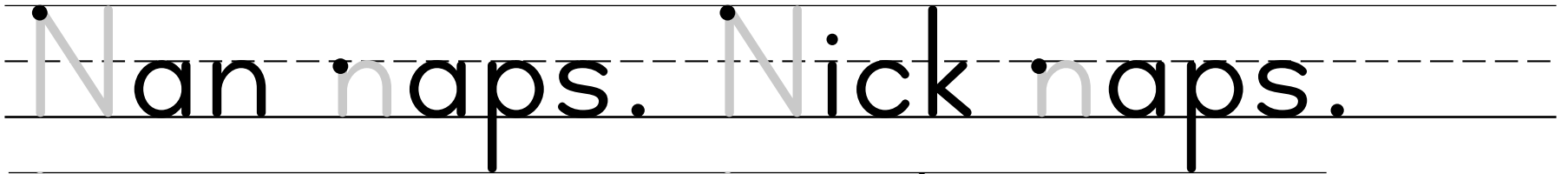
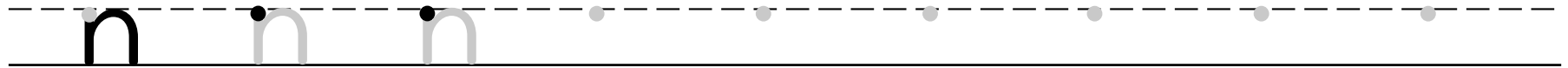
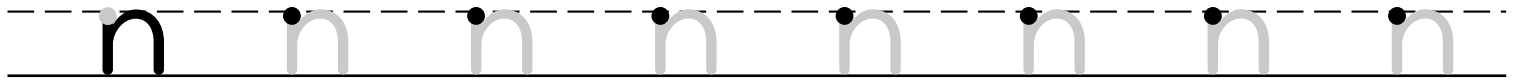
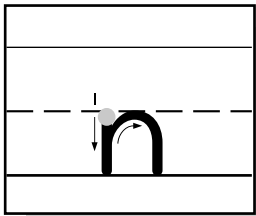
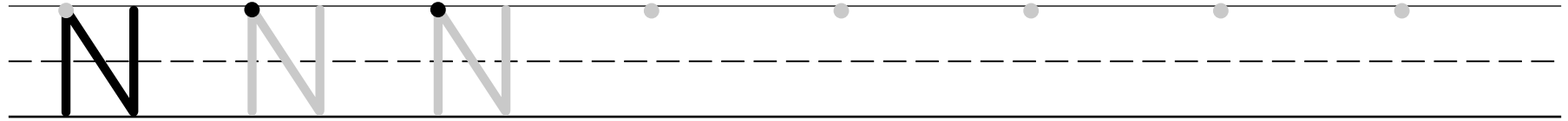
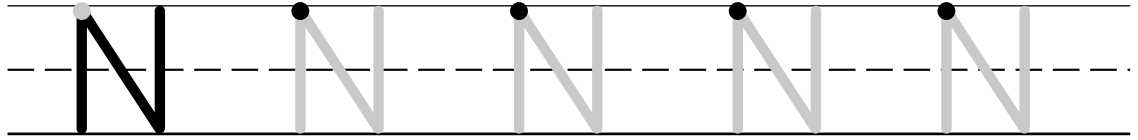

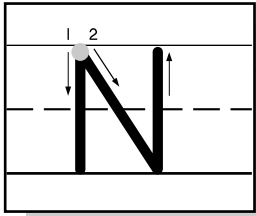
ish

yn

anda

ig

Name \_\_\_\_\_



Name \_\_\_\_\_

# Review

Circle your best letters.



A

A

a

a

V

V

v

v

Y

Y

y

y

W

W

w

w

N

N

n

n

Nancy

wave

yell

now


Name \_\_\_\_\_

## Directions



First, fold the paper.


in half.



Next, draw.



Last, cut it out.



What did Keisha make?

\_\_\_\_\_

\_\_\_\_\_

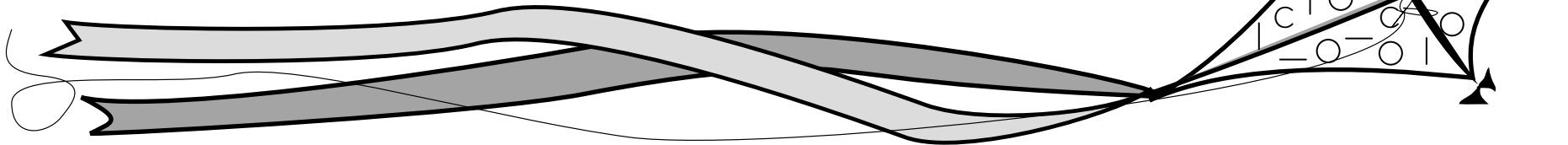
\_\_\_\_\_

Name \_\_\_\_\_

## Just Right

too close



too far



not like this

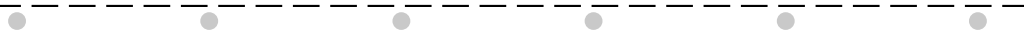
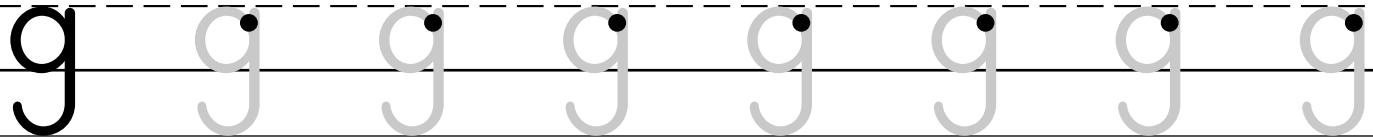

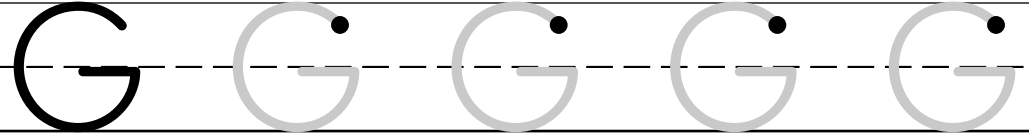

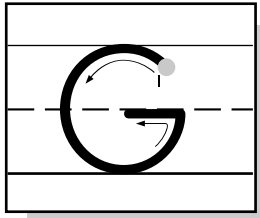
just right

like this





Name \_\_\_\_\_

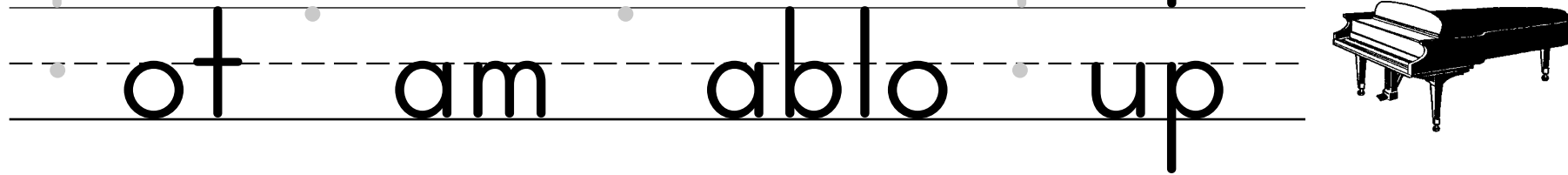
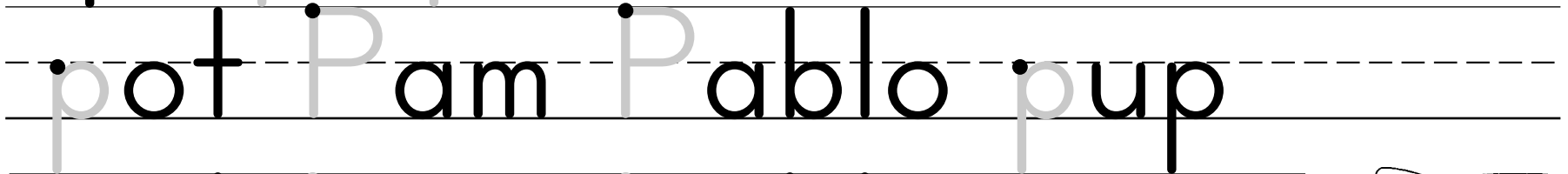
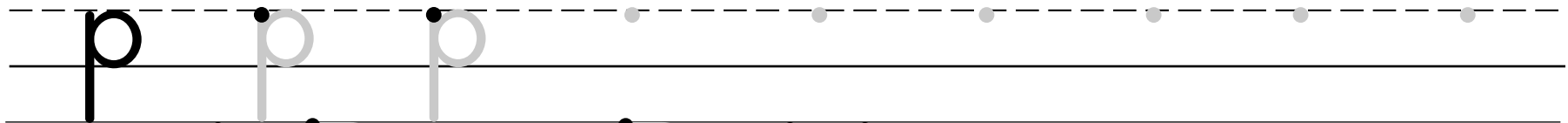
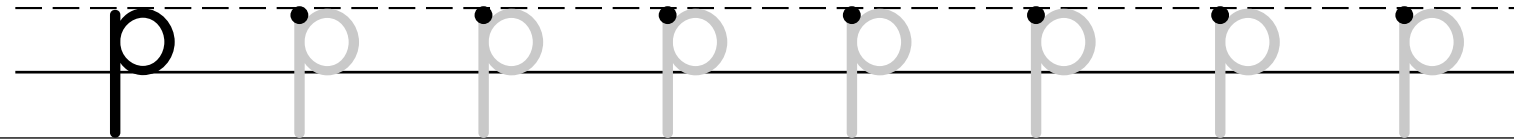
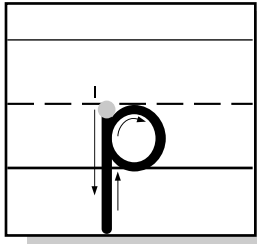
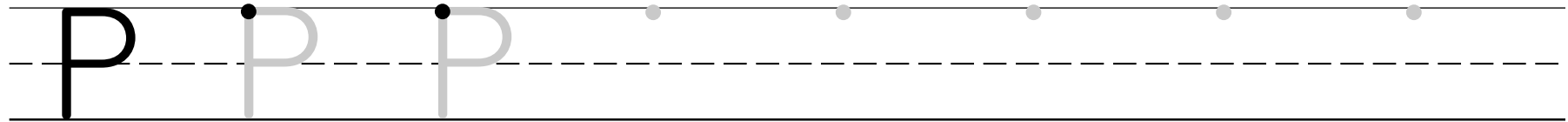
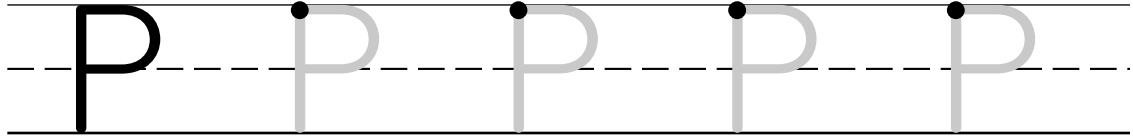
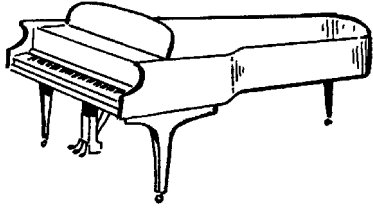
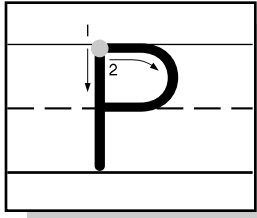


Gus goes. Gina goes.


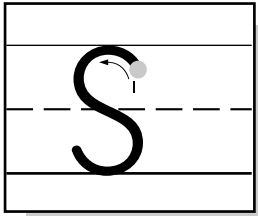
us oes. ina oes.



Name \_\_\_\_\_

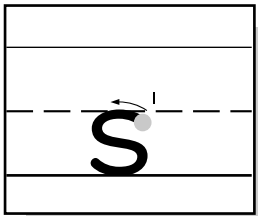


Name \_\_\_\_\_



S S S S S

S S S




s s s s s s s s

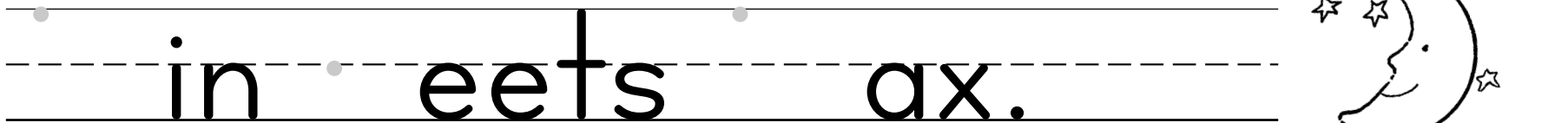
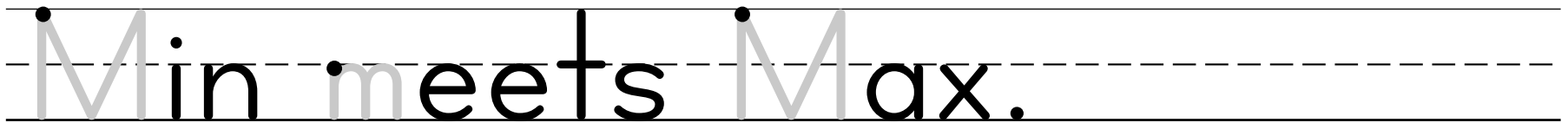
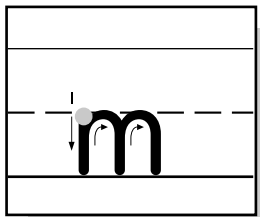
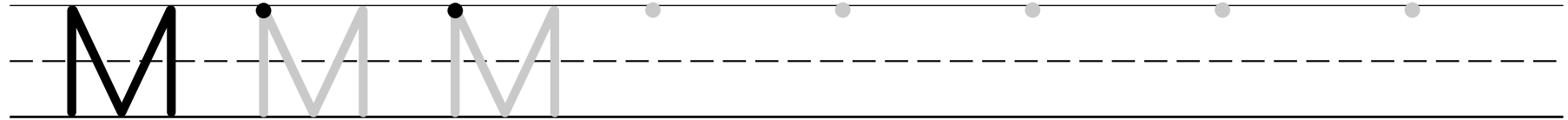
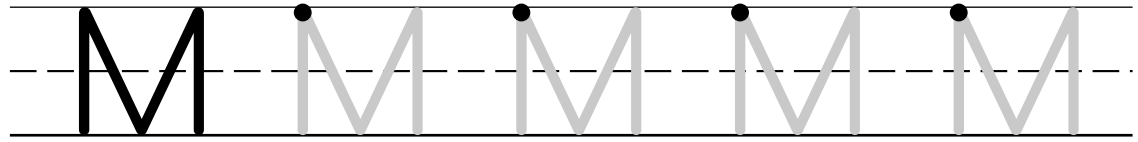
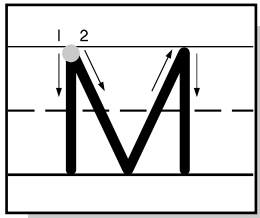
s s s . . . . .

Sari sees. Sam sees.

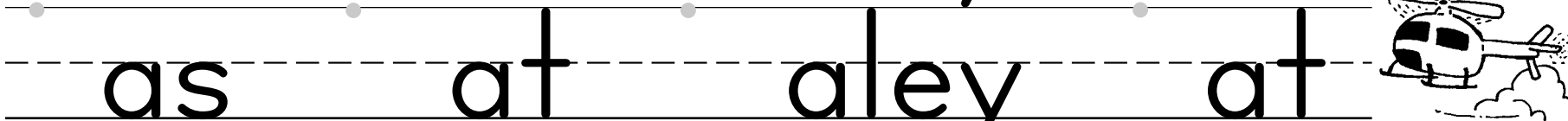
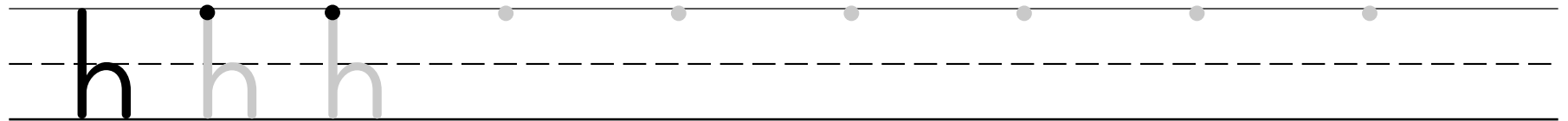
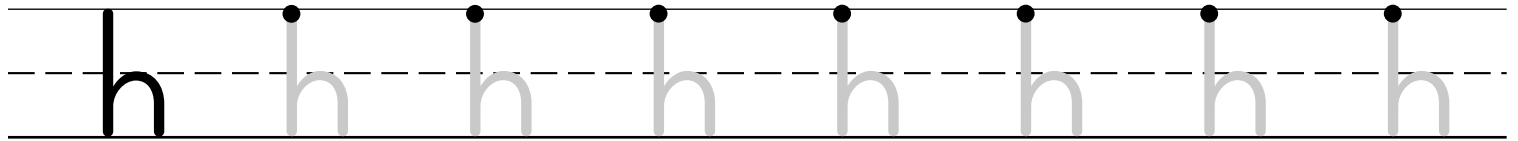
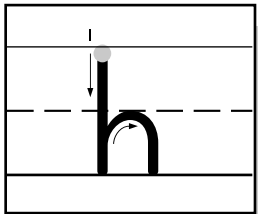
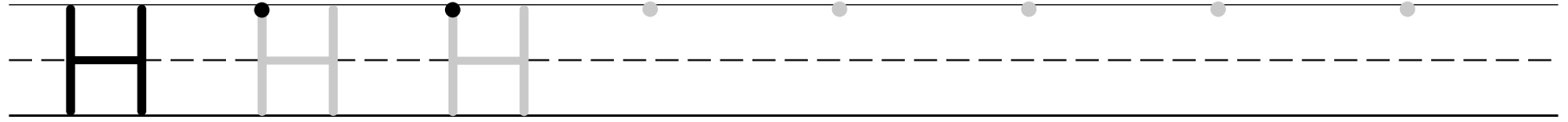
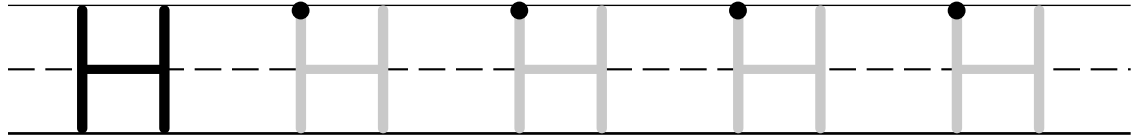

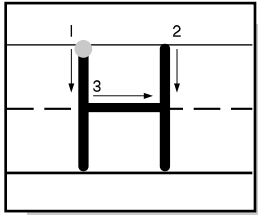
sari sees. sam sees.



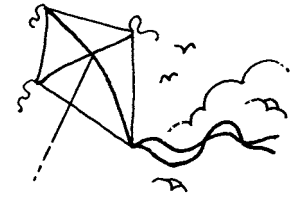
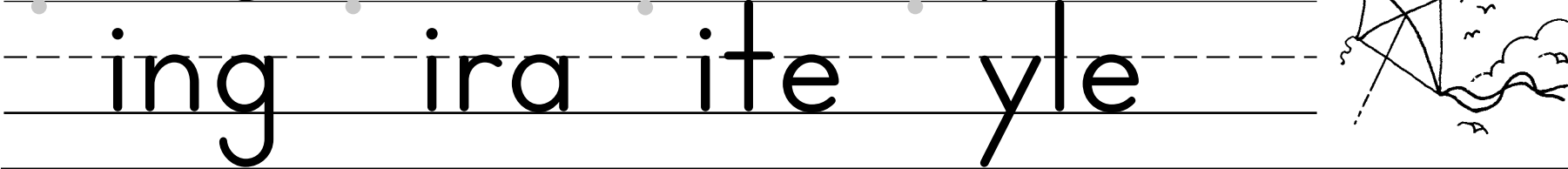
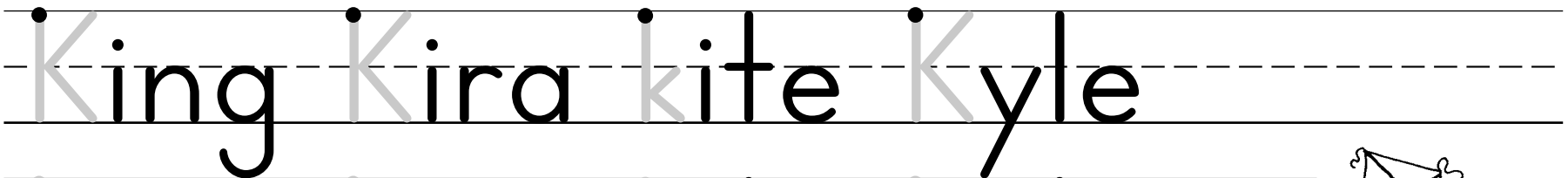
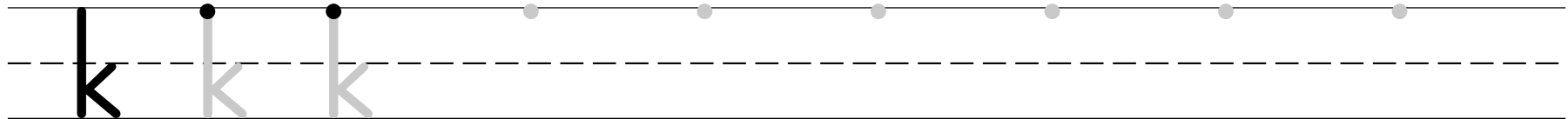
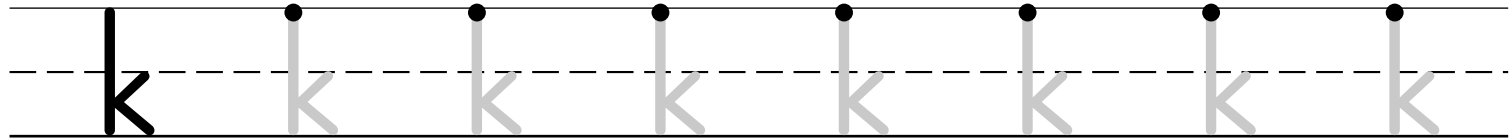
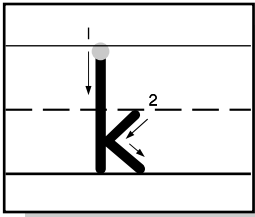
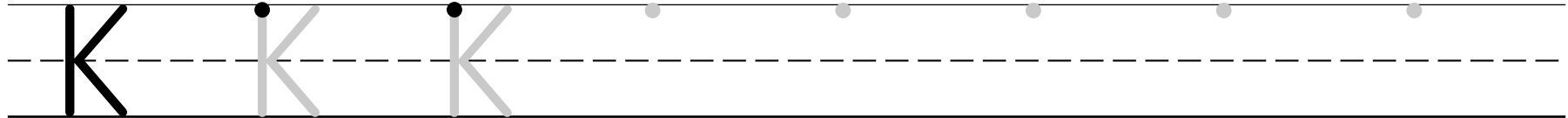
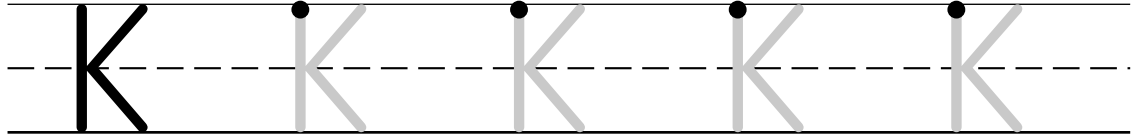
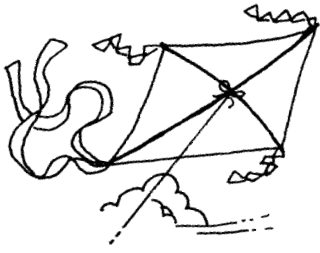
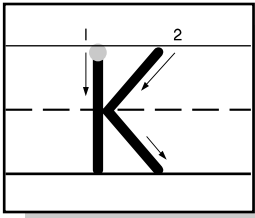
Name \_\_\_\_\_



Name \_\_\_\_\_

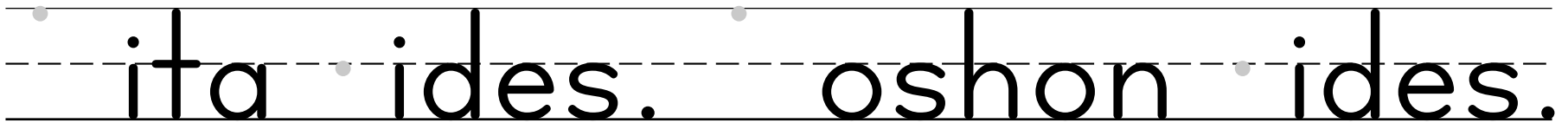

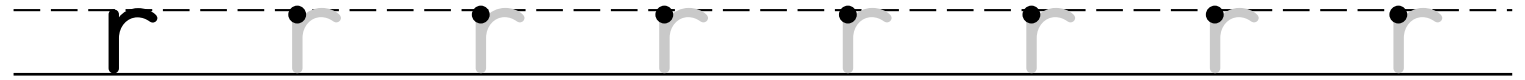
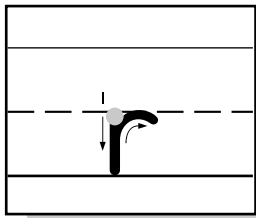
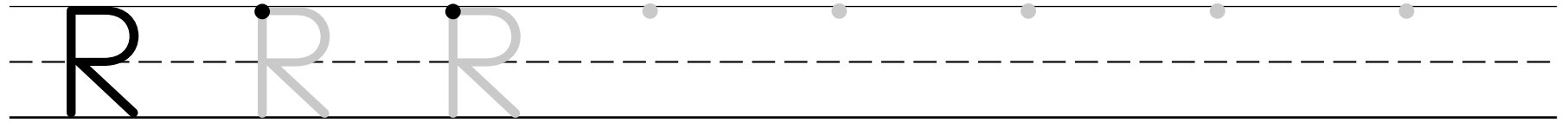
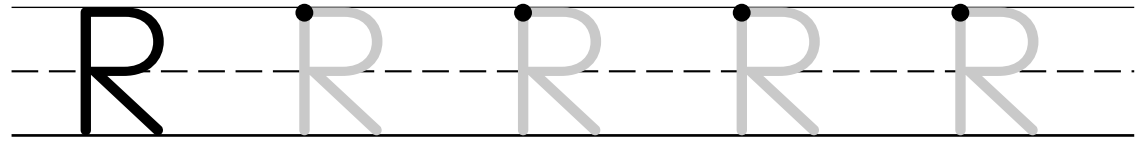

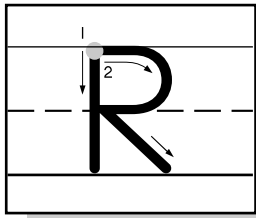


Name \_\_\_\_\_



© Macmillan/McGraw-Hill

Name \_\_\_\_\_



Name \_\_\_\_\_

Circle your best letters.

## Review



Gg Pp Ss

Mm Hh Kk Rr

mop gap Maria Sam



Name \_\_\_\_\_


## Sentences

Here are two dolls.

One doll can walk.



One doll can talk.



Which one do you like?

**Directions:** Trace and copy the sentences. Then color the doll you like best. Tell why.

Name \_\_\_\_\_

## Size and Shape

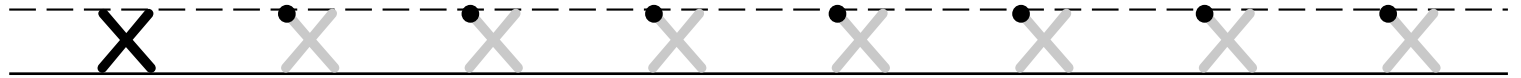
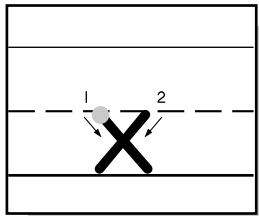
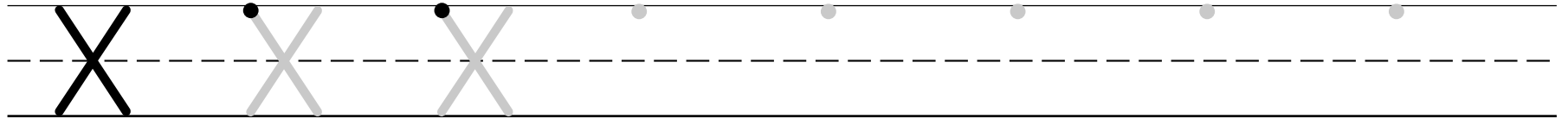
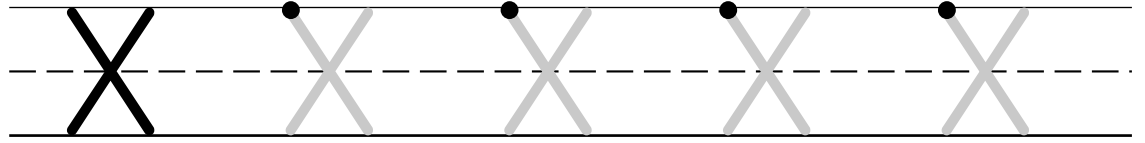
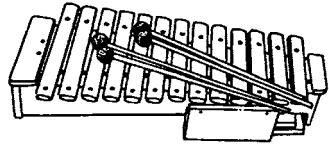
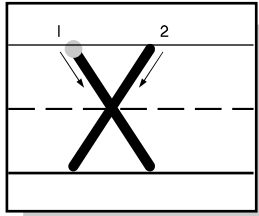
I can write.

I can write.

You can read this.

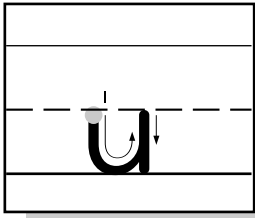
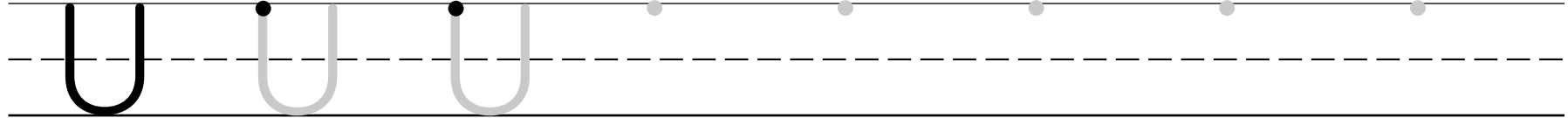
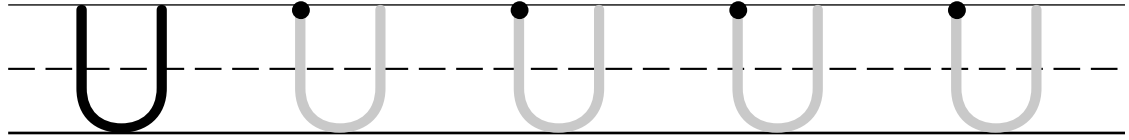
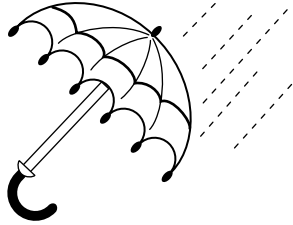
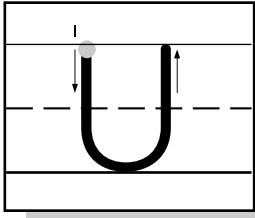
You can read this.

Name \_\_\_\_\_



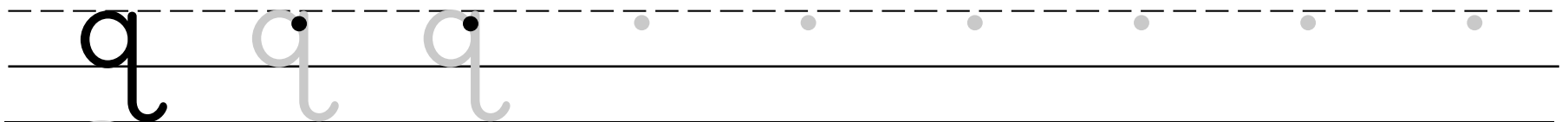
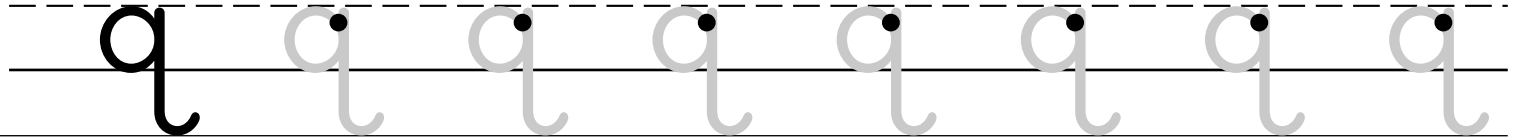
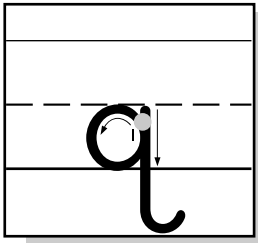
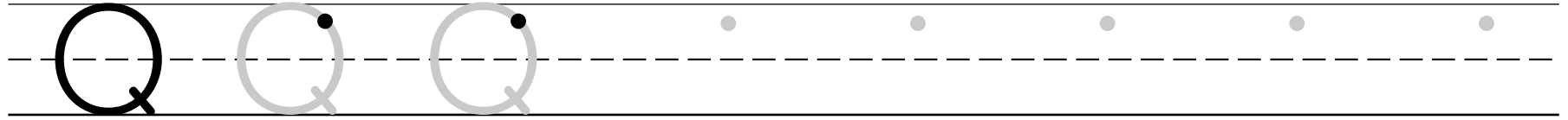
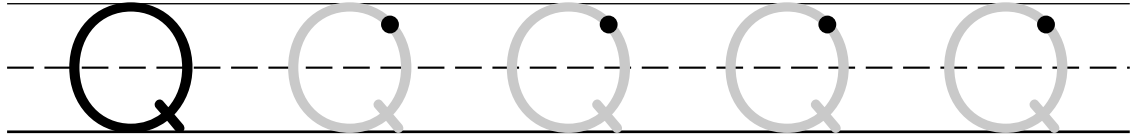
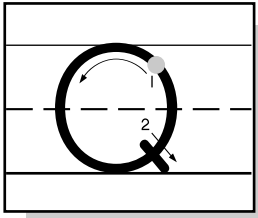
Xavier is a red fox.

Name \_\_\_\_\_



Uma is under the umbrella.

Name \_\_\_\_\_



Quin is quick.



Name \_\_\_\_\_

## Numbers

one 1 one 1

two 2 two 2

three 3 three 3

four 4 four 4

five 5 five 5

Name \_\_\_\_\_

## More Numbers

six 6 six 6

seven 7 seven 7

eight 8 eight 8

nine 9 nine 9

ten 10 ten 10


**Directions:** Trace and write the words and the numbers. Then write the numbers 6 through 10 on the last line.

Name \_\_\_\_\_

## A Rhyme


One, two, buckle my shoe.

1 2



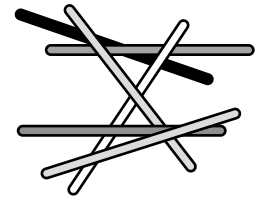
Three, four, shut the door.

3 4



Five, six, pick up sticks.

5 6

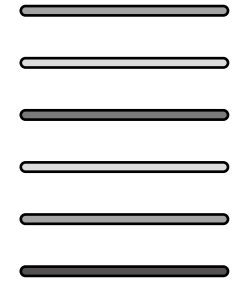




Name \_\_\_\_\_

Seven, eight,

lay them straight.



7

8

Nine, ten, a big fat hen.

9

10



**Directions:** Trace the words and the numbers. Then write the numbers 7 through 10 on the lines. Write a number in the box and draw a picture to show how many.

Name \_\_\_\_\_

# Review

Circle your best letters.



X X x x

U U u u

Q Q q q

The quick fox ran home.

Name \_\_\_\_\_

## A Story

Fred is a silly pup.

He hides his bones.

He hides his toys.



**Directions:** Trace and write the sentences and then read the story. Where is Fred, the dog?  
Use the last line to answer.

Name \_\_\_\_\_

## Staying on the Lines

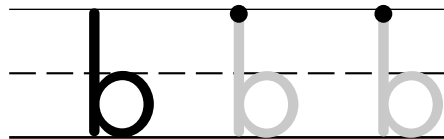
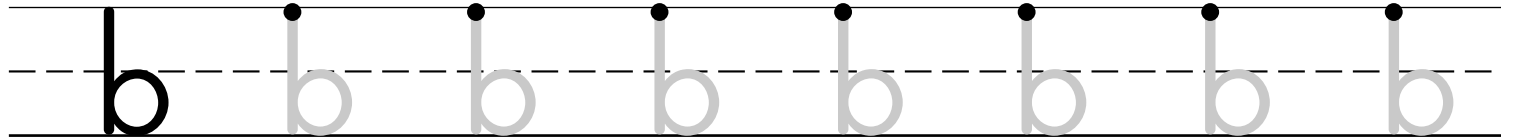
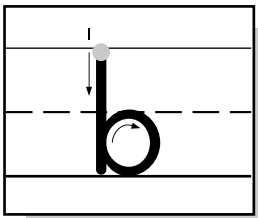
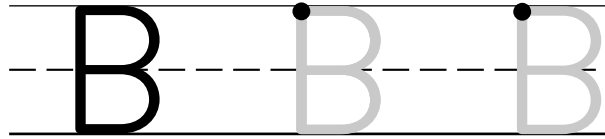
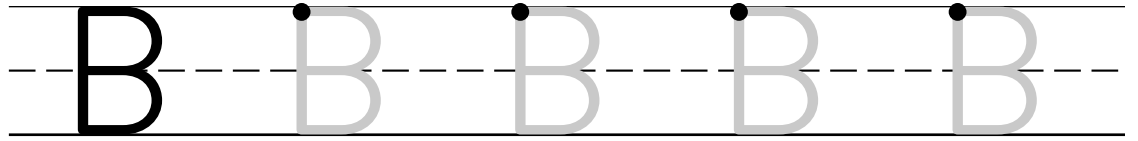
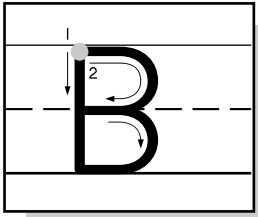
Animals can hot cook.

Animals cannot cook.


Most animals have to hunt for food.

Some animals eat plants.

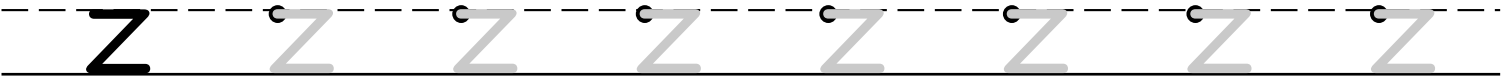
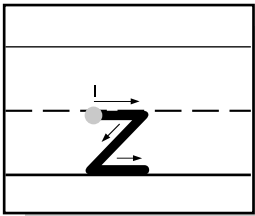
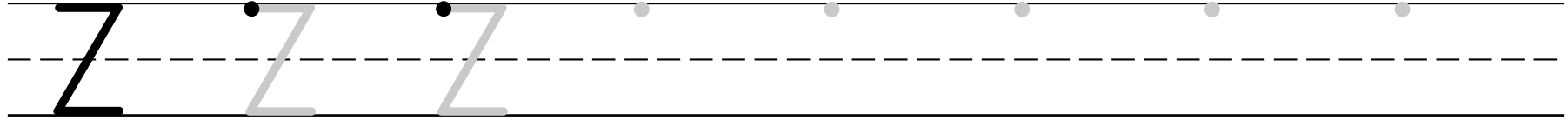
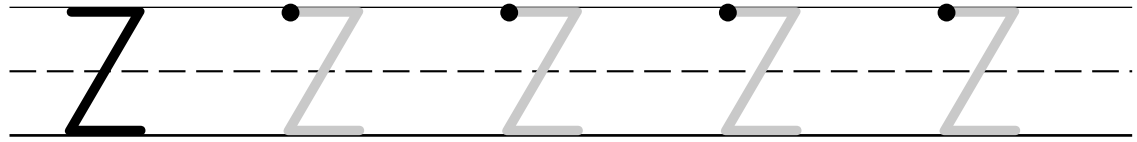
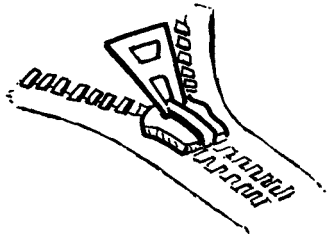
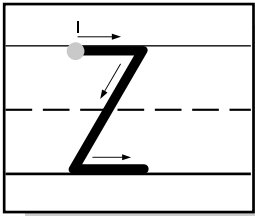
Name \_\_\_\_\_



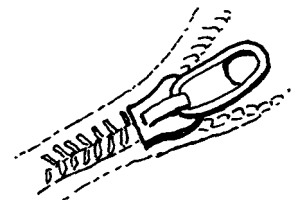
Bob has a big bag.



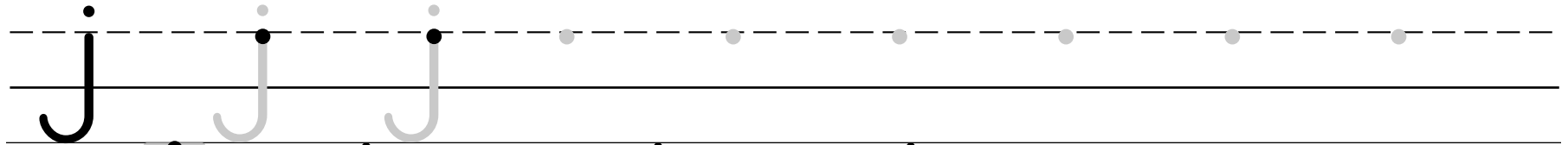
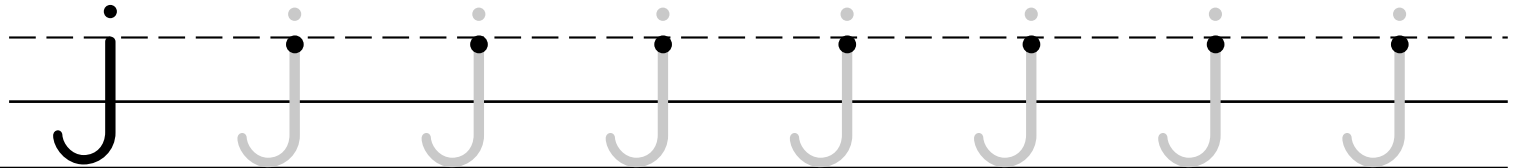
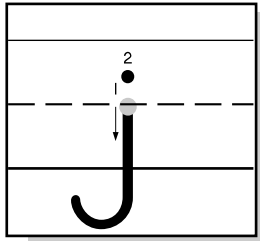
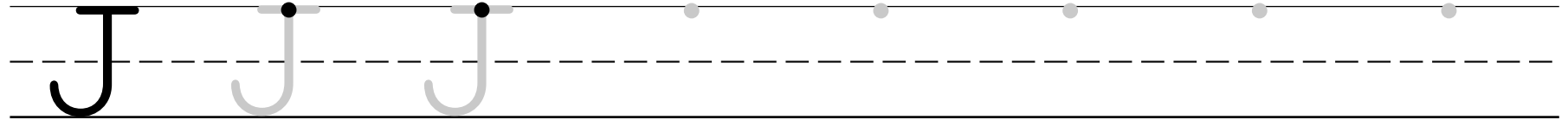
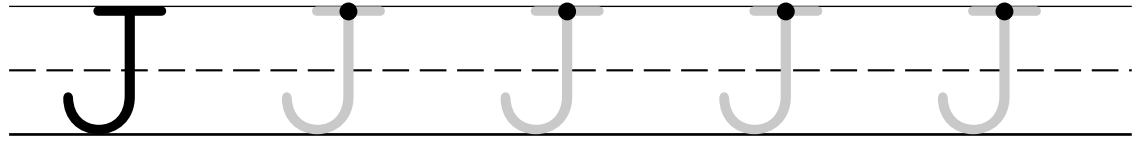

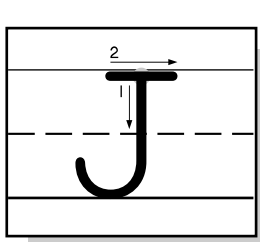
Name \_\_\_\_\_



Zena is at the zoo.



Name \_\_\_\_\_




Jack just got a jar.

Name \_\_\_\_\_

## Review

Circle your best letters.



B B b b

Z Z z z

J J j j

Ben saw Julia at the zoo.



Name \_\_\_\_\_

# A Book Report

My name is \_\_\_\_\_

Title of My Book \_\_\_\_\_

I like the book because \_\_\_\_\_

**Directions:** Write your full name. Write the title of a book you like. Then tell why you like the book.

Name \_\_\_\_\_

# Favorite Words

Circle your best word.

\_\_\_\_\_

\_\_\_\_\_

\_\_\_\_\_

\_\_\_\_\_

\_\_\_\_\_

\_\_\_\_\_

\_\_\_\_\_

\_\_\_\_\_

\_\_\_\_\_

\_\_\_\_\_

\_\_\_\_\_

\_\_\_\_\_

\_\_\_\_\_

\_\_\_\_\_

\_\_\_\_\_

\_\_\_\_\_

\_\_\_\_\_

\_\_\_\_\_

\_\_\_\_\_

\_\_\_\_\_

\_\_\_\_\_

\_\_\_\_\_



mat likes

saw one

what her

there they

© Macmillan/McGraw-Hill

Name \_\_\_\_\_

Circle your best word.

# More Favorite Words

\_\_\_\_\_

-----

\_\_\_\_\_

\_\_\_\_\_

-----

\_\_\_\_\_

-----


\_\_\_\_\_

-----

\_\_\_\_\_

-----

\_\_\_\_\_



|      |       |
|------|-------|
| pick | two   |
| see  | small |
| no   | pan   |
| look | red   |
| this | use   |

\_\_\_\_\_

-----

\_\_\_\_\_

-----

\_\_\_\_\_

My name is \_\_\_\_\_

**Directions:** Choose words to write on the lines. On the last line, write your name.



Name \_\_\_\_\_

## Write a Story

Handwriting practice lines consisting of solid top and bottom lines with a dashed middle line, repeated 10 times.

Circle your best word.


\_\_\_\_\_



Name \_\_\_\_\_

## Days of the Week

Circle your best word.



Monday

Tuesday

Wednesday

Thursday

Friday

Saturday

Sunday

Name \_\_\_\_\_

## Months of the Year

Circle your best word.

January

February



March


April

May

June

Name \_\_\_\_\_

Circle your best word.



July

August

September

October

November

December

Name \_\_\_\_\_

Handwriting practice lines consisting of 10 sets of three horizontal lines: a solid top line, a dashed middle line, and a solid bottom line.